
Westminster Abbey

Learning



W is for Windows

Design your own windows

Windows at Westminster Abbey come in all shapes and sizes. They can be big and round or long and pointy or small and square. As well as letting the light into the Abbey and giving you a way to look out, the images on the window themselves also tell us stories about the past. Here you can find out more about some of the windows in the Abbey and create your own versions.

Here are some of the stained-glass windows that you can see around the Abbey. Which is your favourite?



Make a hanging stained-glass window

You will need: an old CD, permanent markers, string or ribbon

Instructions: Draw a design on to the CD, and then colour it in. You can copy the design below or create your own. You could tie a piece of string or ribbon around the middle of the CD and hang it from somewhere in your home so that it catches the light as it spins.




Make a transparent stained-glass window

You will need: baking/greaseproof paper or tracing paper, a pencil, colouring pens or pencil


Instructions:

- 1) Draw the shape of a window using pencil. You can design your own window shape or trace it, either straight from the computer screen or print one out.
- 2) Go over the pencil lines with a black marker.
- 3) Design the pictures or patterns that will feature in your window.
- 4) Colour it in.
- 5) Cut it out.
- 6) Stick on your window. Watch the light stream through your stained-glass window.




Window templates

This is an outline of the Rose Window in the South Transept. Use this as a template for the activity above or as a colouring sheet.



This is an outline of the Queen's Window in the North Transept. Use this as a template for the activity above or as a colouring sheet.





The Queen's Window challenge

The most recent window to be added to Westminster Abbey was the Queen's Window in 2018, designed by British artist David Hockney. The window was created to celebrate the reign of Queen Elizabeth II. The design shows a Yorkshire country scene in bright colours, celebrating the Queen's love of the countryside.

David Hockney designed this window on an iPad! You can go beyond pens and pencils to design your window. What materials could you use to design your own window?



"You've managed to make your OWN stained-glass window." said Livingstone the lion, "That's incredible – high paw from me!"

Share your creations on Facebook or Twitter using #WAbbeyFun